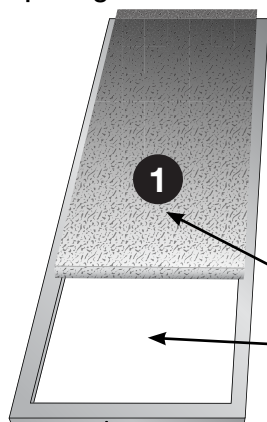


DF-30 Filter Installation Instructions

FILTRATION SYSTEM

Baffle Filter

(3x) Alternate felt and opening as shown.



Felt side up


Opening

Step 1. Remove the four thumbscrews by turning them counter clockwise.

Step 2. Remove the Front Panel.

Step 3. Install filters 1 through 5 as shown.

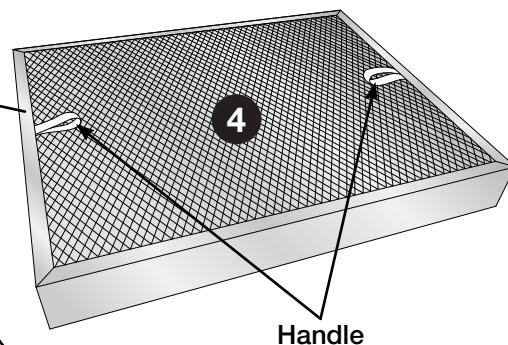
Step 4. Replace the front panel. Tighten the thumbscrews by turning them clockwise. After tightening the last thumbscrew double-check tightness on all thumbscrews.



Deep-Pleated Filter

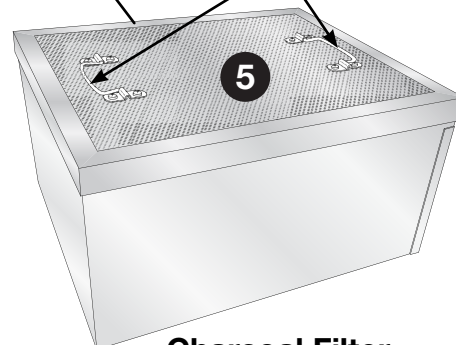
Stack filters on top of each other with the handles facing up or the gaskets facing down.

HEPA Filter



Handle

Handle



Charcoal Filter

Caution!
This filter is very heavy.

Slide filters into top four narrow slots.

Bag Filter

